

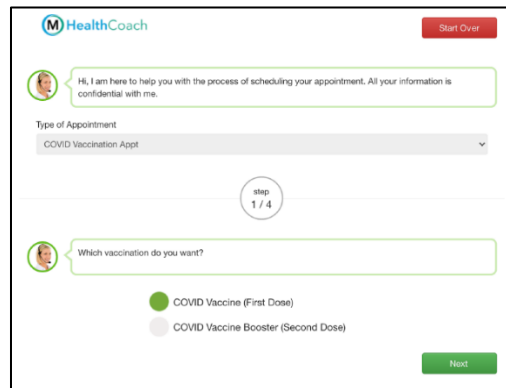
COVID Clinic Registration Process

1. Open the web-based scheduling link to access the online clinical scheduler.
2. The participant will be prompted to confirm they are eligible to receive the COVID-19 Vaccine.

By clicking this box, I attest that I belong to a subgroup of the population that is currently being prioritized by the local and state department of public health for COVID-19 vaccination.

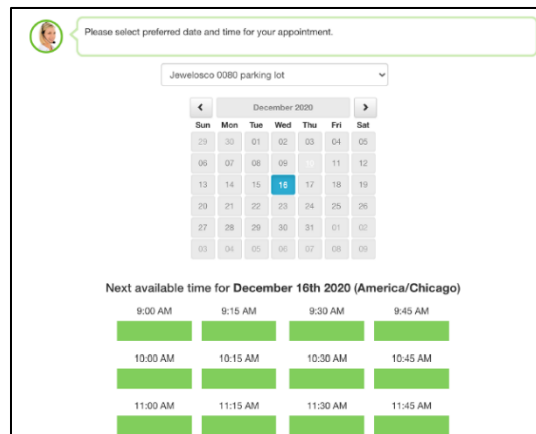
[Submit](#)

3. The participant will choose whether they are registering for a first dose or a second.
 - a. The virtual agent will walk each participant through the registration process.



The screenshot shows the HealthCoach interface. At the top, there is a 'Start Over' button. A virtual agent icon says, 'Hi, I am here to help you with the process of scheduling your appointment. All your information is confidential with me.' Below this is a dropdown menu for 'Type of Appointment' set to 'COVID Vaccination Appt'. A progress indicator shows 'step 1 / 4'. The main question is 'Which vaccination do you want?' with two radio button options: 'COVID Vaccine (First Dose)' (selected) and 'COVID Vaccine Booster (Second Dose)'. A 'Next' button is at the bottom right.

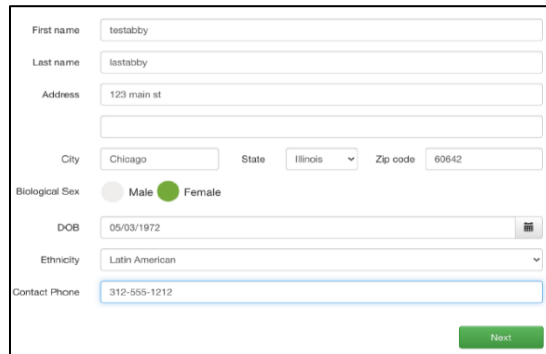
4. For multiple locations, use the drop-down list to select a location.
5. The calendar will only display available date(s).
 - a. Available time(s) will appear in green rectangles when an available date is selected.



The screenshot shows the appointment selection screen. At the top, it says 'Please select preferred date and time for your appointment.' Below is a location dropdown menu set to 'JewelOsco 0080 parking lot'. A calendar for December 2020 is displayed, with the 16th highlighted in blue. Below the calendar, it says 'Next available time for December 16th 2020 (America/Chicago)'. There are three rows of time slots, each with four green rectangular buttons indicating availability. The time slots are: 9:00 AM, 9:15 AM, 9:30 AM, 9:45 AM; 10:00 AM, 10:15 AM, 10:30 AM, 10:45 AM; and 11:00 AM, 11:15 AM, 11:30 AM, 11:45 AM.

Working together to be the *favorite local supermarket™*

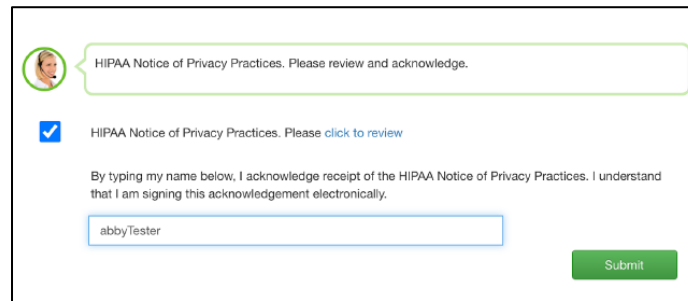
6. Participant information is required to register for the appointment.
 - a. Note: The notification preference is for an automated confirmation and reminder service.



Registration form fields:

- First name: testabby
- Last name: lastabby
- Address: 123 main st
- City: Chicago
- State: Illinois
- Zip code: 60642
- Biological Sex: Male Female
- DOB: 05/03/1972
- Ethnicity: Latin American
- Contact Phone: 312-555-1212

7. Participants will electronically sign that they have reviewed the Albertsons Companies HIPAA Notice of Privacy Practices.
 - a. Note: The notification preference is for an automated confirmation and reminder service.



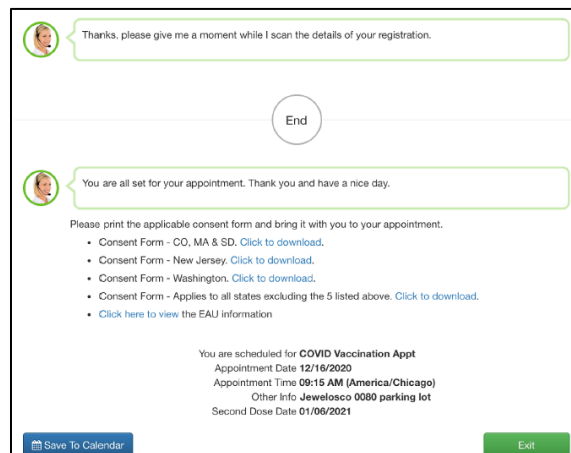
HIPAA Notice of Privacy Practices. Please review and acknowledge.

HIPAA Notice of Privacy Practices. Please [click to review](#)

By typing my name below, I acknowledge receipt of the HIPAA Notice of Privacy Practices. I understand that I am signing this acknowledgement electronically.

abbyTester

8. The registration process is complete.
 - a. Participants are asked to print out the Albertsons Companies Consent and Release form.
 - b. Participants can save this appointment to their personal calendar by selecting “Save to Calendar”.



Thanks, please give me a moment while I scan the details of your registration.

End

You are all set for your appointment. Thank you and have a nice day.

Please print the applicable consent form and bring it with you to your appointment.

- Consent Form - CO, MA & SD. [Click to download.](#)
- Consent Form - New Jersey. [Click to download.](#)
- Consent Form - Washington. [Click to download.](#)
- Consent Form - Applies to all states excluding the 5 listed above. [Click to download.](#)
- [Click here to view the EAU information](#)

You are scheduled for COVID Vaccination Appt
 Appointment Date 12/16/2020
 Appointment Time 09:15 AM (America/Chicago)
 Other Info Jewelosco 0080 parking lot
 Second Dose Date 01/06/2021

[Save To Calendar](#) [Exit](#)

Working together to be the *favorite local supermarket™*

Notification Information

- At the completion of the registration process, participants, who chose Email or Text/SMS Message notifications, will receive a Completion notification.

Hi Test,
Your **COVID Vaccine Dose 1 Appt** is confirmed for **12/18/2020 at 04:45 PM (US/Alaska)**. If you need to reschedule, you can use the button below.

Reminder: In order for immunization to take full effect, you must receive two doses of the vaccine. When your first appointment is over, you can use the link below to schedule your second appointment.

Info Enter through door closest to HR Block 4000 W Dimond Blvd Anchorage, AK 99515

[Scheduling Options](#)

[Add to Calendar](#)

[Contact US](#)

Email

Test, COVID Vaccine Dose 1 Appt set on 12/18/2020 at 04:45 PM (US/Alaska).
click for details or to change
<http://kord8r.com/vcl/138044520> Reply
STOP to unsubscribe

Text/SMS

- Reminder notifications are sent 24-hours before each registered appointment.
 - This notification includes fillable Consent and Release PDF Forms. **Please fill out the applicable consent form and bring it to the appointment.**
 - This notification includes the post vaccination V-Safe Instruction sheet for reference. This notification includes the Emergency Use Authorization Fact Sheet for reference.

This is a reminder of your upcoming **COVID Vaccine Dose 1 Appt** on **12/18/2020 at 04:45 PM (US/Alaska)**. If you need to reschedule, you can use the button below.

Please print the applicable consent form and bring it with you to your appointment.

- Consent Form - CO, MA & SD. [Click to download.](#)
- Consent Form - NJ. [Click to download.](#)
- Consent Form - WA. [Click to download.](#)
- Consent Form - Applies to all states excluding the 5 listed above. [Click to download.](#)

[Click here](#) to view post vaccination v-safe instructions.

[Click here](#) to see the Emergency Use Authorization Fact Sheet.

Reminder: In order for immunization to take full effect, you must receive two doses of the vaccine. When your 12/18/2020 appointment is over, you can use the link below to schedule your second appointment.

Info Enter through door closest to HR Block 4000 W Dimond Blvd Anchorage, AK 99515

[Scheduling Options](#)

[Contact US](#)

Email

Test, Reminder: COVID Vaccine Dose 1 Appt on 12/18/2020 at 04:45 PM (US/Alaska). Post appt, click to schedule required second dose.
<http://kord8r.com/vcl/138044530> Reply STOP to unsubscribe

Text/SMS

- Participants may use the “Reschedule” function to confirm, reschedule, or cancel their appointment at their convenience.

Working together to be the *favorite local supermarket™*

Scheduling your Second Dose Appointment

A member of the Albertsons Companies team will send the participants a notification via email or text/SMS Message. Follow the instructions within the hyperlink to schedule the Second Dose appointment, if applicable.

- Participants will receive a notification like the below two images. Select **Scheduling Options** to begin the second dose scheduling process. This URL is specific to each participant.

<p>Your COVID Vaccine Dose 1 Appt was scheduled to take place on 12/18/2020 at 04:45 PM (US/Alaska). Please take a moment to let us know whether you made it to your appointment, and schedule your second dose appointment.</p> <p>Click here to view post vaccination v-safe instructions.</p> <p>Click here to see the Emergency Use Authorization Fact Sheet.</p> <p>Scheduling Options ←</p> <p>Contact US</p> <p style="text-align: right;">Email</p>	<p>Test, First dose appointment was 12/18/2020. Please use the link to schedule your second dose URL View EUA Information: https://s3.amazonaws.com/mhc_kordinator/alb/eua_covid_vac.pdf Reply STOP to unsubscribe</p> <p style="text-align: right;">Text/SMS</p>
--	--

- Participants will be prompted to report whether they received the COVID First Dose Vaccine.
 - If they did **not** receive the vaccine, they will be prompted to reschedule the first dose appointment.
 - If they did receive the vaccine, they will be prompted to indicate the vaccine manufacturer (Pfizer or Moderna) of the first dose.
 - If they are unsure which manufacture it was, simply select “Pfizer”. Pharmacy teams will verify we are providing the proper vaccine at the time of the second dose based on the participants first dose information.
- To finish registering for the second dose appointment, participations may follow steps 5-8 listed above in the registration process.

For questions, use the **Contact Us** feature in the email or text notifications. An Albertsons Companies Representative will respond back within 24-48 business hours. Thank you.

Working together to be the *favorite local supermarket™*